NRSA Series

SMD Power Inductors For Automotive

Size 5020

FEATURES

- vdzl·yəűëŸ нрллLJŏă

APPLICATION

-

Dimensions: [mm]




Land Pattern: [mm]

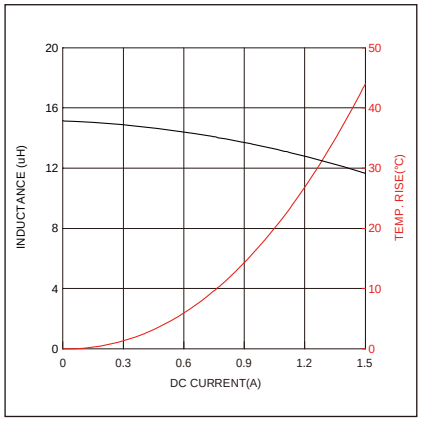
Electrical Properties:

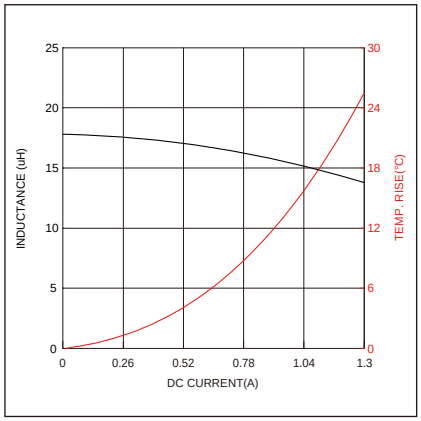
! рлнлπмwлb	м⌀л	ƃо£			
! рлнлπмwнb	м⌀н	ƃо£			
! рлнлπмwpb	м⌀р	ƃо£			
! рлнлπнwн a	н⌀н	ƃн£			
! рлнлπнwт a	н⌀т	ƃн£			
! рлнлπowo a	о⌀о	ƃн£			
! рлнлππwт a	п⌀т	ƃн£			
! рлнлπpwc a	р⌀с	ƃн£			
! рлнлπcwy a	с⌀у	ƃн£			
! рлнлπywн a	у⌀н	ƃн£			
! рлнлπмлл a	мл	ƃн£			
! рлнлπмнл a	мн	ƃн£			
! рлнлπмрл a	мр	ƃн£			
! рлнлπмул a	му	ƃн£			
! рлнлπннл a	нн	ƃн£			
! рлнлπоол a		ƃн£			
! рлнлππтл a	пт	ƃн£			

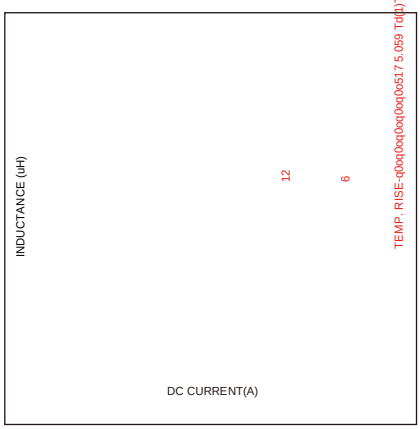
ø⁄ff ŏl·dzăŝ űĸŝ ŏ2⁄f


Typical Electrical Characteristics:














TEMP. RISE-q0oq0oq0oq0oq0o6175.059 Td(1)Tj0.517 0 Td(8)Tj0.517 0 Td(2)Tj0.517 0 Td(

Soldering Reflow:

Preheat condition: 150 ~200℃/ 60~120 sec.

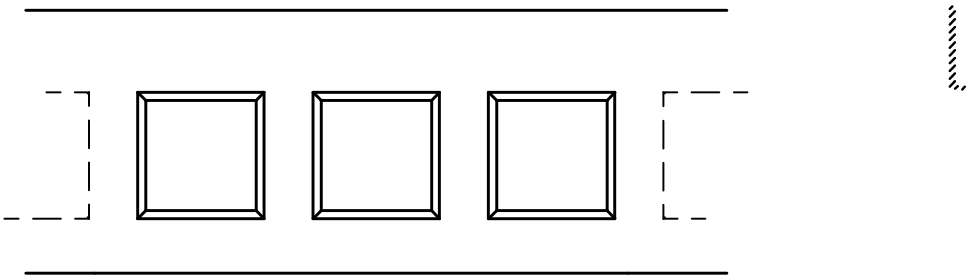
Allowed time above 217℃: 60~90 sec.

Max temperature: 260℃.

Allowed Reflow time: 2x max.

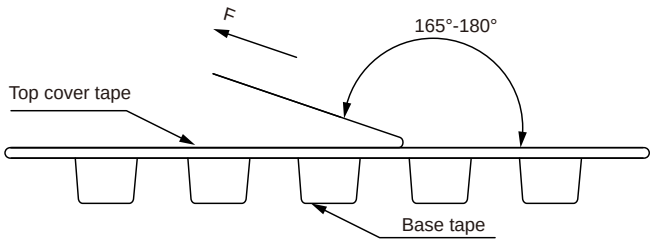
Packaging Information:

Tape Dimension：



Series	A0 (mm)	B0 (mm)	D (mm)	P0 (mm)	P1 (mm)	W (mm)	K0 (mm)	E (mm)	T (mm)
NRSA5020	5.3 ± 0.1	5.3 ± 0.1	1.5 ± 0.1	4.0 ± 0.1	8.0 ± 0.1	12.0 ± 0.3	2.3 ± 0.1	1.75 ± 0.1	0.35 ± 0.05

Peel force of top cover tape:



The peel force of top cover tape shall be between 0.3 to 1.17 N

Reel Dimension：[mm]

Packaging Quantity: